

Cadwin Demo License 발급방법

The screenshot shows the 'Cadwin User Registration' dialog box. It is divided into several sections: 'General Information', 'Node License', 'FLEXnet License', and 'Product List'. The 'General Information' section contains fields for Version (cadwin 16.0), Build Date (Jan 27 2014 12:53:51), and License File (c:\cadwin\cadlic_demo.lic). The 'Node License' section contains fields for License Key, Host Name (temp-g4lelsvs), Customer (demouser), Option (1048575), MacAddress (0e8bfd6a5005-0e8bfd6a5006-0c8bf), Start Date (2014-02-10), and End Date (2014-03-12). The 'FLEXnet License' section contains fields for License File, Group License, and an 'Enable FLEXnet License' checkbox. The 'Product List' section contains a table with columns: Product, Description, License Key, Start Date, and End Date. The table lists several products: BASE, PLNEST, PLNCPOST, FBNEST, PRNEST, and BATCHAUTONEST. The 'Inform' button at the bottom is highlighted with a red box and an arrow pointing to it, with the annotation '① Inform 버튼 클릭'. The 'License Key' field in the 'Node License' section is highlighted with a red box and an arrow pointing to it, with the annotation '② Inform 정보 복사'. The 'License Key' field contains the text: FEATURE, INTELLISHIPXML,1.0,0000-0000-0000-0000
FEATURE, CADWIN_INTERFACE,2.0,0000-0000-0000-0000
CADWIN_LICENSE_END

General Information

Version: cadwin 16.0

Build Date: Jan 27 2014 12:53:51

License File: c:\cadwin\cadlic_demo.lic

Node License

License Key: [Empty]

Host Name: temp-g4lelsvs

Customer: demouser

Option: 1048575

MacAddress: 0e8bfd6a5005-0e8bfd6a5006-0c8bf

Start Date: 2014-02-10

End Date: 2014-03-12

FLEXnet License

License File: [Empty]

Group License: [Empty]

☐ Enable FLEXnet License

Product List

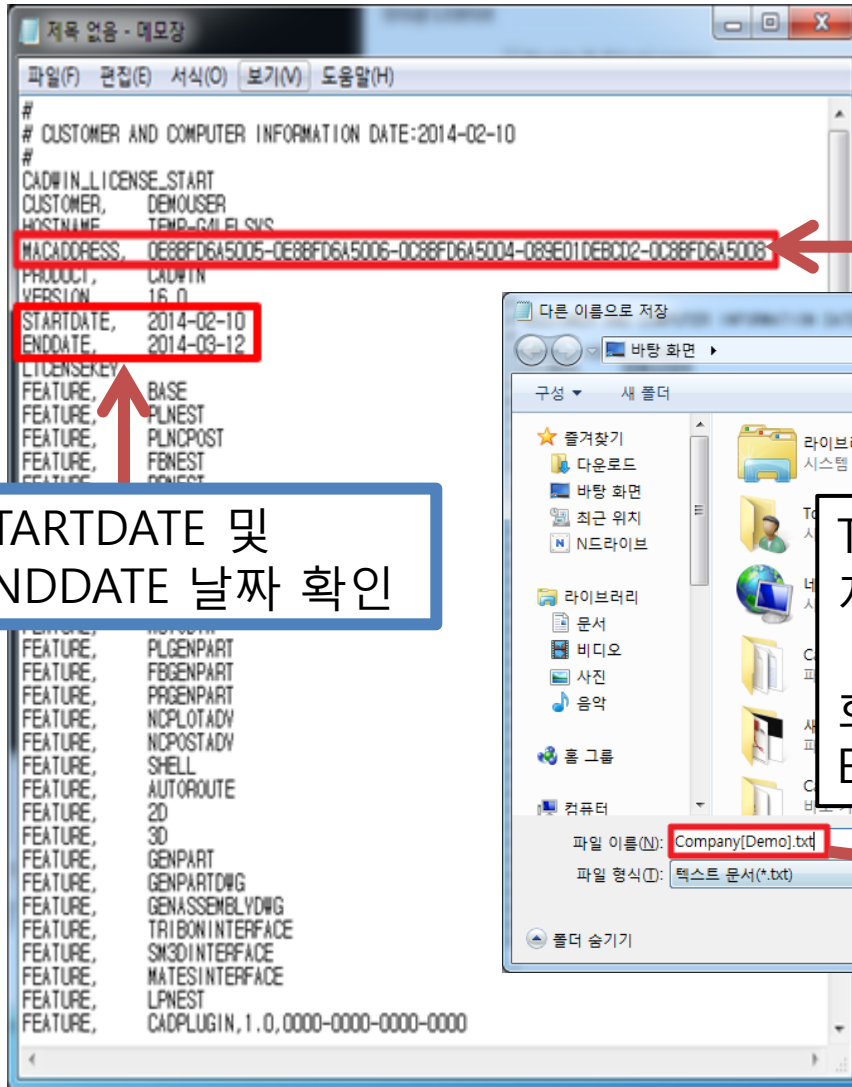
Product	Description	License Key	Start Date	End Date
<input checked="" type="checkbox"/> BASE	Base			
<input checked="" type="checkbox"/> PLNEST	Plate Nesting			
<input checked="" type="checkbox"/> PLNCPOST	Plate N/C Post processing			
<input checked="" type="checkbox"/> FBNEST	FlatBar Nesting			
<input checked="" type="checkbox"/> PRNEST	Profile Nesting			
<input checked="" type="checkbox"/> BATCHAUTONEST	Batch Plate AutoNesting			

① Inform 버튼 클릭

② Inform 정보 복사

Ok Cancel **Inform** Send Mail Select All Clear

Cadwin Demo License 발급방법



MACADDRESS 정보 확인

STARTDATE 및
ENDDATE 날짜 확인

TXT형태로 저장
저장파일이름은 양식에 맞게 작성

회사이름[설치번호].TXT
Ex) Cadwin[1].txt Cadwin[Demo].txt

파일 이름(N): Company[Demo].txt

파일 형식(T): 텍스트 문서(*.txt)

인코딩(E): ANSI

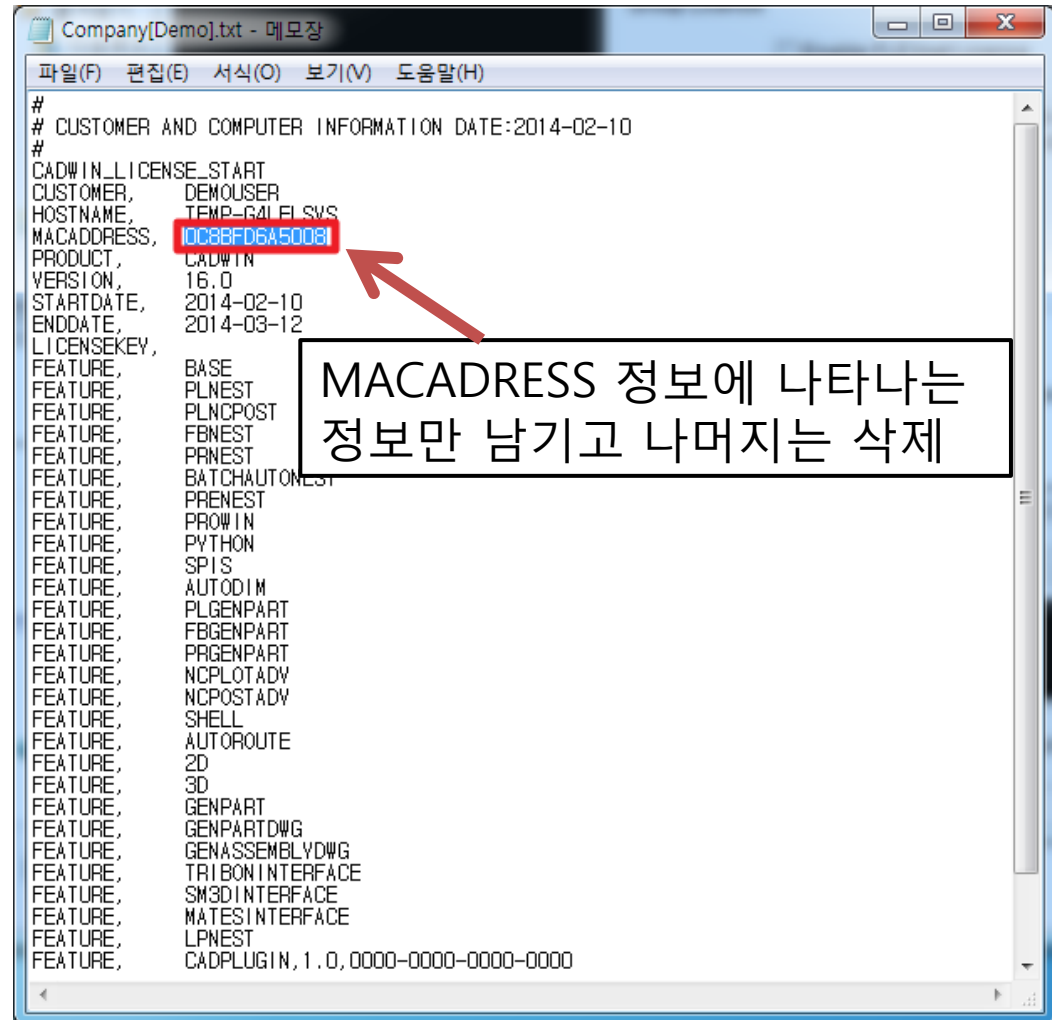

저장(S)

취소

Cadwin Demo License 발급방법

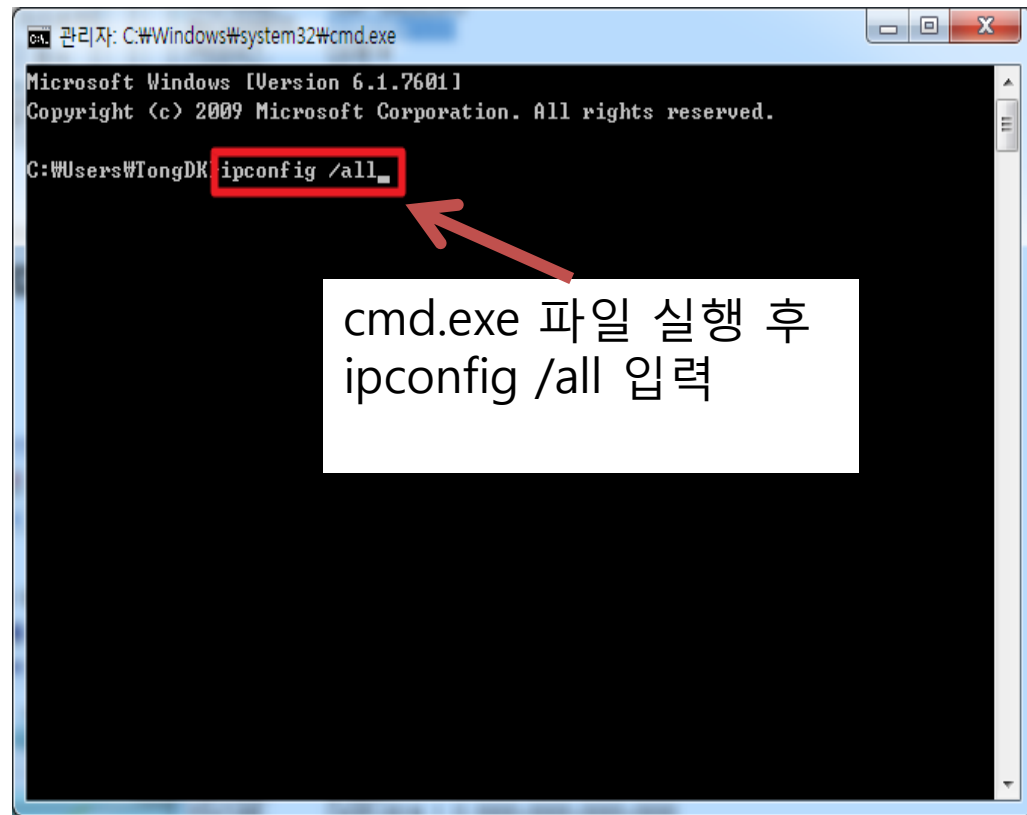
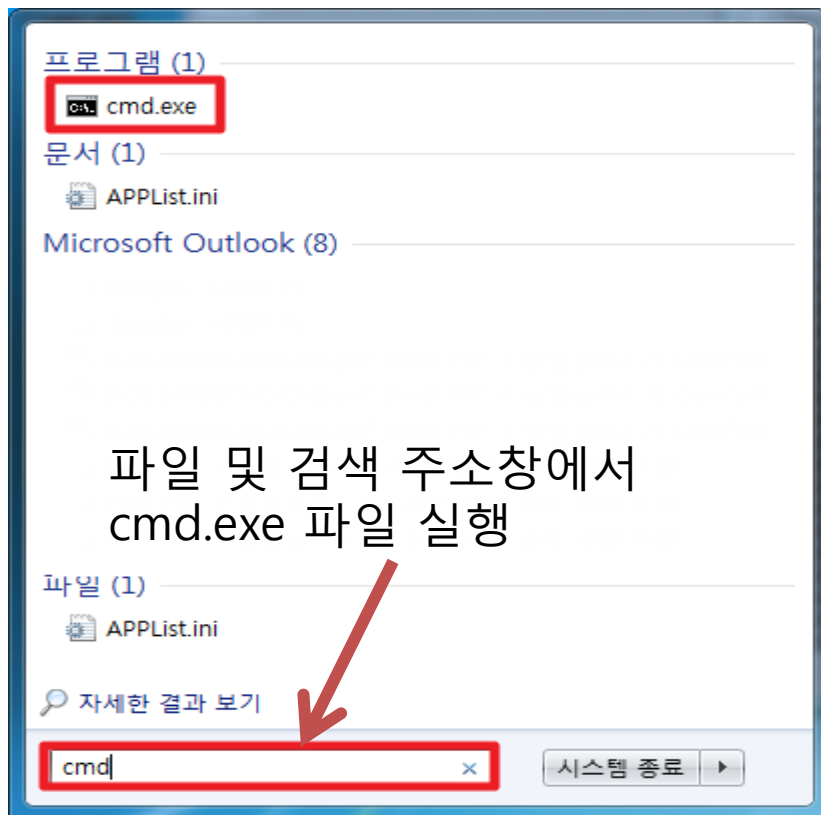
MACADDRESS가 여러 개 인식되는 경우

해당 실행파일을 다운받아
실행한 후
MACADDRESS 정보 확인



Cadwin Demo License 발급방법

MACADDRESS가 여러 개 인식되는 경우 -2



Cadwin Demo License 발급방법

